

44-4200-SARJAN PAINEENSÄÄDIN

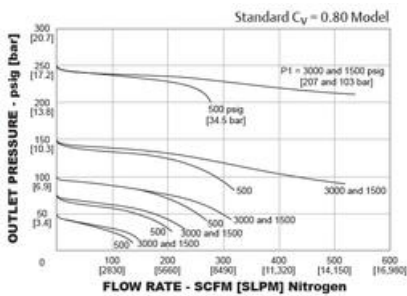
Korkeaan paineeseen

44-4200
 44-4200-sarja

- Max. sisääntulopaine: 414 bar
- Max. ulostulopaine: 345 bar
- CV: 0.80. 2.0
- Runko: AISI 303 SST, AISI 316 SST, Messinki
- Vuototestaus: Kuplatiivis



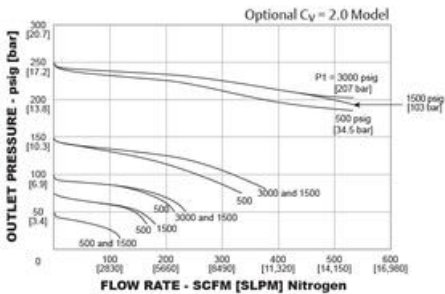
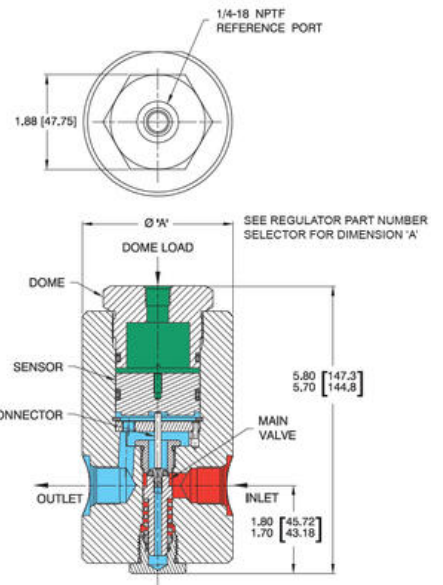
TUOTEKUVAUS

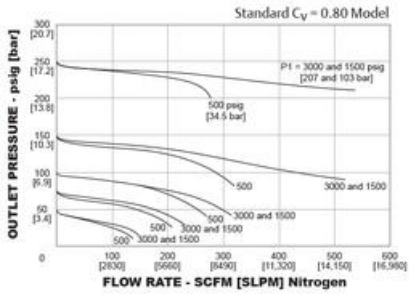


Example for selecting a part number:

| 44-42 | 1 | 5 | A | | 2 | 4 | -005 | | |
|--------------|---|---------------------------|---|---|---|----------------------------------|--|--|--|
| BASIC SERIES | BODY MATERIAL | OUTLET PRESSURE RANGE | O-RING | SEAT | SOFT GOODS GASKET TEMPERATURE | INLET AND OUTLET PORT TYPE | INLET AND OUTLET PORT SIZE | DIAMETER IN | MOUL. NUMBER |
| 44-42 | 1 - Brass 2 - 303 Stainless Steel 6 - 316 Stainless Steel | 5 - 0-5000 psig @ 300 bar | A - NBR B - NBR C - NBR E - FKM (Viton®) F - FKM (Viton®) G - FKM (Viton®) H - E.P. L - E.P. | PCITE PCITE PCITE PCITE PCITE PCITE PCITE PCITE PCITE | 407 to 1027 407 to 1027 407 to 1027 157 to 1027 267 to 1027 157 to 1027 267 to 1027 407 to 1027 407 to 1027 407 to 1027 -40°C to 24°C | 1 - SAE 2 - NPT 3 - M51069 | 4 - 1/4" (2.47") 8 - 1/2" (2.87") 12 - 1/2" (3.18") (NPT and SAE end) | 405 405 405 405 405 405 405 405 405 405 405 405 | 405 405 405 405 405 405 405 405 405 405 405 405 |

* Brass body is limited to +200°F (93°C) maximum.





Example for selecting a part number:

| 44-42 | 1 | 5 | A | | 2 | 4 | -005 | | |
|--------------|---|------------------------------|---|-------------------------|-------------------------|---|------------------------------------|---|----------------------|
| BASIC SERIES | BODY MATERIAL | OUTLET PRESSURE RANGE | O-RING | SEAT | GASKET TEMPERATURE | INLET AND OUTLET PORT TYPE | DIAMETER | MODEL NUMBER | |
| 44-42 | 1 - Brass 2 - 303 Stainless Steel 4 - 316 Stainless Steel | 5 - 0-5000 psig 0-103 bar | A - Nitrile B - Nitrile C - Nitrile | PCIII PCIII PCIII | PCIII PCIII PCIII | -40F to 160F -40F to 141°C -40F to 103°C -15F to 160F -26C to 141°C -15F to 160F | 1 - SAE 2 - NPT 3 - M30.50x3 | 4 - 1/4" 2.67" 8 - 1/2" 2.67" 12 - 1/2" 2.38" 16 - 1/2" 2.18" (SAE ends) | 405-1 $C_v = 2.0$ |
| | | | E - FKM (DIN4743) | PCIII | PCIII | -15F to 160F -26C to 141°C | | | |
| | | | F - FKM (DIN4743) | (DIN4743) | (DIN4743) | -26C to 141°C -40F to 103°C | | | |
| | | | G - FKM (DIN4743) | (DIN4743) | (DIN4743) | -40F to 103°C -40F to 103°C | | | |
| | | | H - E.P. | PCIII | PCIII | -40F to 160F -40C to 141°C | | | |
| | | | I - E.P. | | | | | | |

*Bass body is limited to +200°F (93°C) maximum.

