

# DHF-SARJAN PAINEENSÄÄDIN

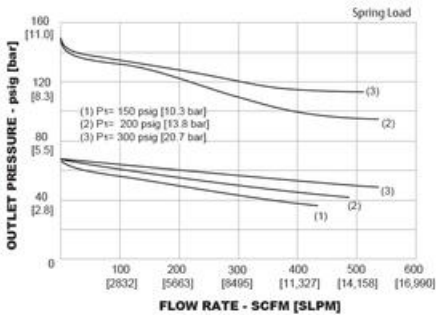
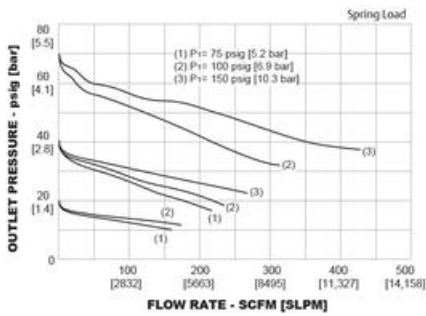
Laippakiinnitteinen

DHF  
DHF-sarja

- Max. sisääntulopaine: 40 bar
- Max. ulostulopaine: 20 7
- Lämpötila alue: -29 - 74°C
- CV: 5.0
- Vuototestaus: Kuplatiivis



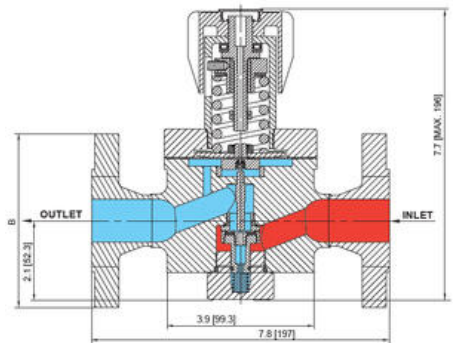
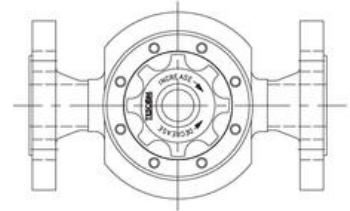
## TUOTEKUVAUS

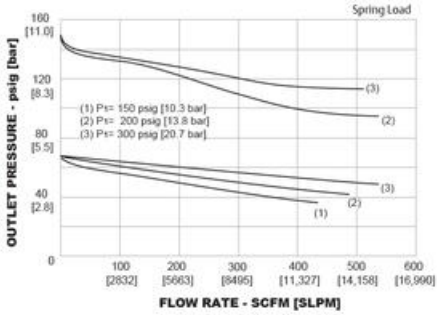
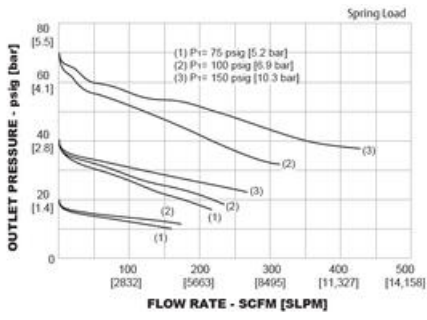


Example for selecting a part number:

FRANJE		MATERIAL									
DHF	D	G	I	V	G	C	9	M	B	A	E
BASIC SERIES	LOAD TYPE	BODY, BOWSER AND CAP MATERIAL	OUTLET PRESSURE	DIAPHRAGM MATERIAL	VALVE SEAT MATERIAL	OPTIONAL ITEMS	INLET AND OUTLET PORT TYPE	FLANGE TYPE	GAUGE PORT OPTIONAL		
DHF	D	M - 316 Stainless Steel	0 - 0.20 psig [0.13 bar]	E - Ethylene Propylene	C - PCTFE	Y - FKM* compliant soft goods	L - DN 20 4.13 [159]	B - Face B	A - None		
		Steel	1 - 0.50 psig [0.3 bar]	N - Nylon reinforced	V - Polyimide (Viton®)		M - DN 25 4.52 [178]	D - Face D	B - 1/2" NPT		
			2 - 0.100 psig [0.6 bar]	C - PEEK	P - PEEK	N - None			at 90°		
		M - Spring loaded (hand)	3 - 0.150 psig [1.0 bar]						1 x out		
		W - Spring loaded (solenoid)	0 - 0.200 psig [1.3 bar]						1 x in		
			0 - 0.300 psig [2.0 bar]								

\*FKM only for Diaphragm (C) and O-ring (other seat (Ethylene Propylene) seat used (PEEK) for non-venting)





Example for selecting a part number:

DHF		FLANGE		6		1		V		G		C		9		M		B		EN 1092-1	
BASIC SERIES	LOAD TYPE	BODY, BODY AND BACK-CAP MATERIAL	OUTLET PRESSURE	ENVELOPING MATERIAL	VENT SEAT MATERIAL	OPTIONAL FITTINGS	INLET AND OUTLET PORT TYPE	FLANGE TYPE	GAUGE PORT OFFSETS												
DHF	D - Dome handle (available with cylinder changeover only)	N - 316 Stainless Steel	0 - 0-20 psig 1 - 0-1.0 bar 2 - 0-50 psig 3 - 0-1.0 bar 4 - 0-50 psig 5 - 0-1.0 bar 6 - 0-20 psig 7 - 0-1.0 bar 8 - 0-20 psig 9 - 0-1.0 bar	E - Ethylene Propylene V - Polypropylene (virgin) C - PTFE N - Non venting	C - PTFE V - Polypropylene (virgin) P - PEEK N - Non venting	Y - EDM* completed soft goods M - DIN 25 4.52 [115]	L - DIN 26 4.13 [101] M - DIN 25 4.52 [115]	0 - Face B 1 - Face A 2 - Face D 3 - Face C	A - None B - 1/2" NPT C - 1/4" NPT D - 1/4" NPT	<p><b>MATERIAL</b></p> <p><b>VALVE SEAT</b></p> <p>B - Nitile, Buna N E - Ethylene Propylene M - FFKM Perfluoropolymer (Chemour) V - FFKM (Viton®-A)</p> <p>A - Nitile, Buna N B - Ethylene Propylene C - FFKM Perfluoropolymer (Chemour) D - FFKM (Viton®-A)</p> <p><b>OPTIONAL FITTINGS</b></p> <p>Y - EDM* completed soft goods M - DIN 25 4.52 [115]</p> <p><b>FLANGE TYPE</b></p> <p>0 - Face B 1 - Face A 2 - Face D 3 - Face C</p> <p><b>GAUGE PORT OFFSETS</b></p> <p>A - None B - 1/2" NPT C - 1/4" NPT D - 1/4" NPT</p> <p><b>EN 1092-1</b></p> <p>0 - Face B 1 - Face A 2 - Face D 3 - Face C</p>											

