

ZEBRA FS40

FS40-SR20D4-2C00W

Lukija, 2D, 2.3MP, STD, DPM W/Fast 2D Barcode
Decoder, punainen valo, Ethernet/POE, USB ja muut
väylät

- Viivakoodin luetaan ja Deep Learning OCR
- 2.3MP ja 5.1MP versiot
- Lukunopeus 30fps ja 60fps
- Liquid lens ja integroitu valo
- Liitännät: Ethernet/IP, PROFINET, Modbus TCP, TCP/IP,
USB, RS-232



TUOTEKUVAUS

Zebra FS40 on kiinteä teollisuuslukija, joka tarjoaa laajan valikoiman tiedonkeruutoimintoja yhdessä kompaktissa paketissa. Tämä laite on suunniteltu vastaamaan monimutkaisten viivakoodivaatimusten tarpeisiin ja mahdollistaa nopean ja tarkan tiedonkeruun tuotannon, varastoinnin ja jakelun kaikissa vaiheissa.

FS40:n tehokas ja intuitiivinen Aurora™-ohjelmisto tekee laitteen käyttöönotosta, hallinnasta ja käytöstä vaivatonta. ImagePerfect+™-teknologia mahdollistaa jopa 16 eri kuvan käsittelyn samanaikaisesti, mikä takaa korkeat lukuasteet ja tarkan tiedonkeruun. Laite tukee useita teollisuusprotokollia, kuten Ethernet/IP, PROFINET, Modbus TCP, TCP/IP ja RS-232, mikä mahdollistaa helpon integroinnin olemassa oleviin järjestelmiin. Joustava lisensiointimalli puolestaan mahdollistaa toiminnallisuuksien laajentamisen tarpeen mukaan – investointi, joka kasvaa yrityksesi mukana.

Zebra FS40 soveltuu erinomaisesti tuotantolinjojen laadunvalvontaan, varastohallintaan, jakeluprosessien optimointiin sekä viivakoodien ja merkkien lukuun. Se on suunniteltu helpottamaan arkea ja parantamaan tuottavuutta – mahdollista suorituskyky ja inspiroi potentiaalia.

TEKNISET TIEDOT

Kehitysympäristö	Aurora Focus
Koko	54.0 x 64.0 x 91.4
Liitäntä	Ethernet with POE, Serial, USB & Industrial Protocols
Lukijan tyyppi	Fixed Scanner
Software performance	DPM W/Fast 2D Barcode Decoder
Tarkennus	Liquid lens
Valolähde	Punainen

Specifications

Decode Ranges (Typical Working Ranges)¹

FS40-SR—30° FOV Lens

Symbology/Resolution	Near	Far
5 mil Code 128	3 in./8 cm	24 in./61 cm
10 mil Code 128	3 in./8 cm	49 in./124 cm
15 mil Code 128	3 in./8 cm	70 in./178 cm
20 mil Code 128	3 in./8 cm	92 in./234 cm
5 mil DataMatrix	3 in./8 cm	13 in./33 cm
10 mil DataMatrix	3 in./8 cm	28 in./71 cm
15 mil DataMatrix	3 in./8 cm	40 in./102 cm
30 mil DataMatrix	3 in./8 cm	78 in./198 cm

FS40-WA—46° FOV Lens

Symbology/Resolution	Near	Far
5 mil Code 128	3 in./8 cm	14 in./36 cm
10 mil Code 128	3 in./8 cm	30 in./76 cm
15 mil Code 128	3 in./8 cm	42 in./107 cm
20 mil Code 128	3 in./8 cm	56 in./142 cm
5 mil DataMatrix	3 in./8 cm	8 in./20 cm
10 mil DataMatrix	3 in./8 cm	18 in./46 cm
15 mil DataMatrix	3 in./8 cm	27 in./69 cm
30 mil DataMatrix	3 in./8 cm	52 in./132 cm

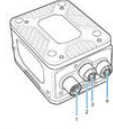
Footnotes

1. Some features available in a future release. Contact your Zebra Partner or sales representative for more information.
 2. Refer to Product Reference Guide for complete list of symbologies.
 3. Printing resolution, contrast, power source, illumination source, and ambient light dependent.
- Specifications subject to change without notice.

xS40 Connections

The xS40 supports connections for USB-C with DisplayPort, power serial and GPIO, x-coded Ethernet, and external lighting.

Figure: xS40 Connections



- 1 Power Serial and GPIO
- 2 USB-C (with DisplayPort)
- 3 External Lighting
- 4 X-Coded Ethernet Port

Ethernet Connector

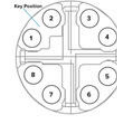


Table: Ethernet Connector Pinout Diagram

Pin	Description
1	TP1+
2	TP1-
3	TP2+
4	TP2-
5	TP4+
6	TP4-
7	TP3-
8	TP3+
SHELL	SHIELD

External Light Connector

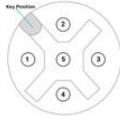


Table: External Light Connector Pinout Diagram

Pin	Color	Description
1	Brown	DC_OUT / GPIO8
2	White	GPIO7
3	Blue	GND
4	Black	GPIO6
5	Grey	ANALOG_OUT
SHELL	Bare	SHIELD

Power and IO Connector

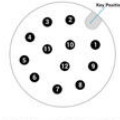


Table: Power and IO Connector Pinout Diagram

Pin	Color	Description
1	Yellow	GPIO2
2	White/Yellow	TXD
3	Brown	RXD
4	White/Brown	GPIO4
5	Violet	GPIO5
6	White/Violet	COMMON_IN
7	Red	DC_IN
8	Black	GND
9	Green	COMMON_OUT
10	Orange	GPIO0
11	Blue	GPIO1
12	Grey	GPIO3
SHELL	Bare	SHIELD

Specifications

Decode Ranges (Typical Working Ranges)¹

FS40-SR—30° FOV Lens

Symbology/Resolution	Near	Far
5 mil Code 128	3 in./8 cm	24 in./61 cm
10 mil Code 128	3 in./8 cm	49 in./124 cm
15 mil Code 128	3 in./8 cm	70 in./178 cm
20 mil Code 128	3 in./8 cm	92 in./234 cm
5 mil DataMatrix	3 in./8 cm	13 in./33 cm
10 mil DataMatrix	3 in./8 cm	28 in./71 cm
15 mil DataMatrix	3 in./8 cm	40 in./102 cm
30 mil DataMatrix	3 in./8 cm	78 in./198 cm

FS40-WA—46° FOV Lens

Symbology/Resolution	Near	Far
5 mil Code 128	3 in./8 cm	14 in./36 cm
10 mil Code 128	3 in./8 cm	30 in./76 cm
15 mil Code 128	3 in./8 cm	42 in./107 cm
20 mil Code 128	3 in./8 cm	56 in./142 cm
5 mil DataMatrix	3 in./8 cm	8 in./20 cm
10 mil DataMatrix	3 in./8 cm	18 in./46 cm
15 mil DataMatrix	3 in./8 cm	27 in./69 cm
30 mil DataMatrix	3 in./8 cm	52 in./132 cm

Footnotes

1. Some features available in a future release. Contact your Zebra Partner or sales representative for more information.
 2. Refer to Product Reference Guide for complete list of symbologies.
 3. Printing resolution, contrast, power source, illumination source, and ambient light dependent.
- Specifications subject to change without notice.

xS40 Connections

The xS40 supports connections for USB-C with DisplayPort, power serial and GPIO, x-coded Ethernet, and external lighting.

Figure: xS40 Connections



- 1 Power Serial and GPIO
- 2 USB-C (with DisplayPort)
- 3 External Lighting
- 4 X-Coded Ethernet Port

Ethernet Connector

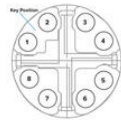


Table: Ethernet Connector Pinout Diagram

Pin	Description
1	TP1+
2	TP1-
3	TP2+
4	TP2-
5	TP4+
6	TP4-
7	TP3-
8	TP3+
SHELL	SHIELD

External Light Connector

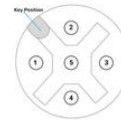


Table: External Light Connector Pinout Diagram

Pin	Color	Description
1	Brown	DC_OUT / GPIO8
2	White	GPIO7
3	Blue	GND
4	Black	GPIO6
5	Grey	ANALOG_OUT
SHELL	Bare	SHIELD

Power and IO Connector

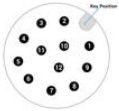


Table: Power and IO Connector Pinout Diagram

Pin	Color	Description
1	Yellow	GPIO2
2	White/Yellow	TXD
3	Brown	RXD
4	White/Brown	GPIO4
5	Violet	GPIO5
6	White/Violet	COMMON_IN
7	Red	DC_IN
8	Black	GND
9	Green	COMMON_OUT
10	Orange	GPIO0
11	Blue	GPIO1
12	Grey	GPIO3
SHELL	Bare	SHIELD