

Product Highlights

- Detented, 30 position potentiometer for repeatable dimming
- Built in DIN-rail or panel mounting feature
- Flip up cover for potentiometer to prevent accidental adjustments
- Spring clamp wiring terminal for vibration proof installation



General Specifications

Length	89.7mm (3.53in)
Width	35.6mm (1.40in)
Height	60.7mm (2.39in)
Weight	185g
Operating Temperature	-25°C to 57°C
Compliance	CE, RoHS

Part Number Key

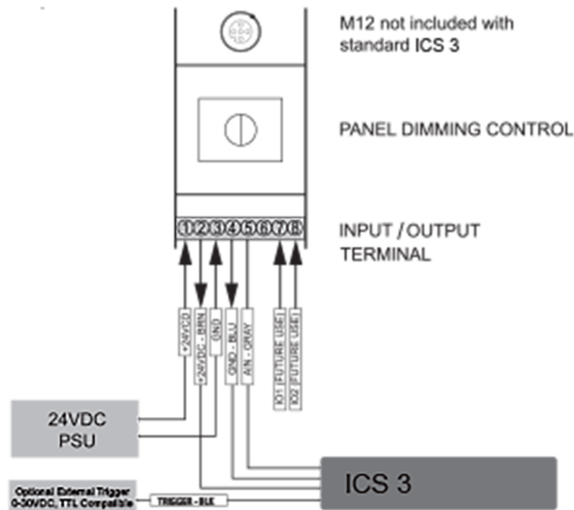
Model	—	Controller
DCS	—	XX
DCS	—	MP

Stock Product: *shipped next day*
DCS-MP



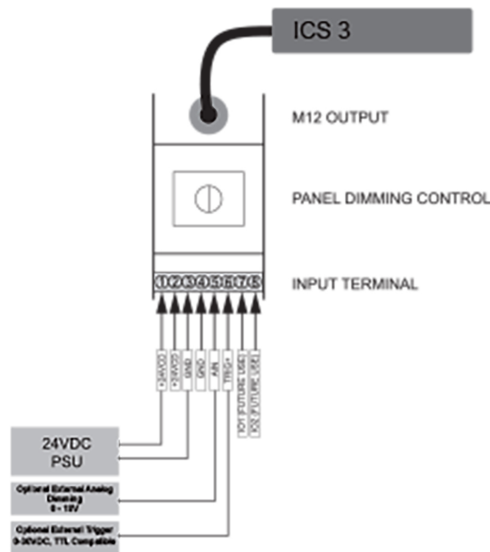
Electrical Specs

Manual Dimming Control Wiring Diagram for ICS 3
All connections are made at the input



Manual Dimming Control Wiring Diagram for ICS 3 (M12)

All connections are made at the input



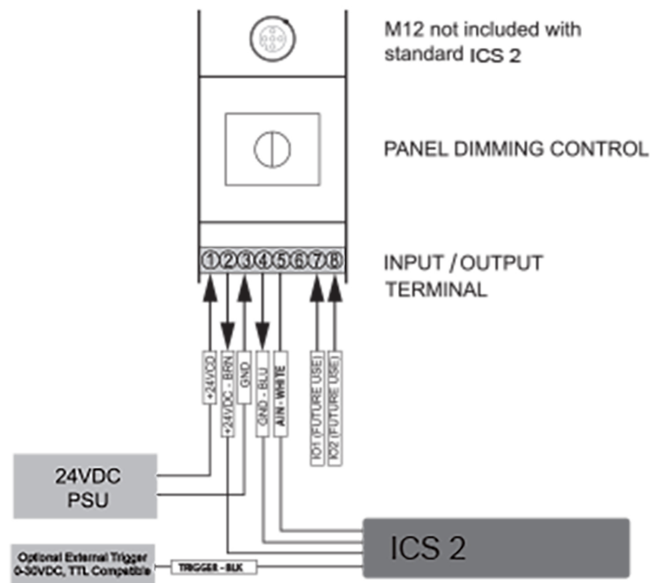
Note:

When using external sources for triggering or analog dimming, it is important to use common ground returns for all supplies.

A 2nd ground pin is located on pin 4 of the DCS-MP for this purpose.

Manual Dimming Control Wiring Diagram for ICS 2

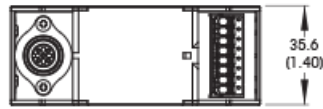
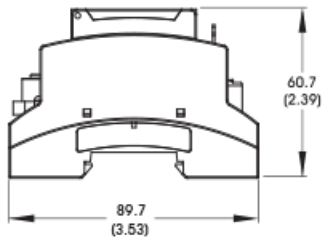
All connections are made at the input



IC-M12

IC-M12 is not directly compatible due to the different pin used between ICS 2 and ICS 3. In order to use an IC-M12, you must remove the M12 connector and wire it to the bottom as shown.

Mechanical Specs



DIMENSIONS ARE IN MILLIMETERS (INCHES)




5 position M12 for
M12-equipped ICS units
(only for ICS 3.0)

30 position
potentiometer

Manual Trigger
Button (Test)

Input power and
I/O terminal



Clear window opens
for access to intensity
adjustment

Standard din-rail or
panel mounting

Warranty Information

Every Advanced illumination, Inc. (Ai) product is thoroughly inspected and tested before leaving the factory. Products are warranted to be free of defects in workmanship and materials for a period of two years from the original date of purchase. Should a defect develop during this period, please contact Ai Customer Service or your Ai distributor for a Return Merchandise Authorization (RMA), and return the complete product, freight prepaid, to Ai. If a defect is found, Ai will - at our discretion - repair or replace the product without charge. Ai claims no liability for any implied warranties, including "merchantability" and "fitness for a specific purpose."

Electromagnetic Compatibility

This product was tested and complies with the regulatory requirements and limits for electromagnetic compatibility (EMC) as stated in the product specifications. These requirements and limits are designed to provide reasonable protection against harmful interference only when the product is operated in its intended industrial electromagnetic environment. To minimize the potential for electromagnetic interference or unacceptable performance degradation, install and use this product in strict accordance with the instructions in the product documentation.

Customer Service

For information on existing orders, or to make an order adjustment, contact us Monday through Friday 8:00 am to 5:00 pm ET or send an email to orders@advill.com.

Company Information

Advanced Illumination

440 State Garage Road, Rochester, VT 05767

Phone: 802.767.3830

Fax: 802.767.3831

Email: info@advancedillumination.com

Web: advancedillumination.com

© 2019 Advanced Illumination Inc. All rights reserved